

# BRANCHING OUT

Maryland's Woodland Stewardship Educator



University of Maryland Extension – Woodland Stewardship Education  
<http://extension.umd.edu/woodland>



Volume 25, No. 2

Summer 2017

## Summertime

“Summertime/And the livin’ is easy ...” Whether you prefer the [classic arrangement](#) of this George Gershwin standard, the funky [Billy Stewart](#) version, or the smoky electric blues [Janis Joplin](#) interpretation, the sentiment is the same: Now is the season to slow down, relax, and to enjoy the nature around you. One of the fascinating species you can observe this the summer is the dragonfly. Read more about it in this issue’s “Woodland Wildlife Spotlight” on [page 7](#).

If you own woodlands, summertime represents a season when you can accomplish a great deal. Now is a great time to take care of a range of stewardship tasks you can’t do during other seasons.

For example: when was the last time you took a good look at your woodland’s canopy? Perhaps you have a special tree from which you would like to see more vigorous growth. Studying the canopy above and around it may provide one way to improve its growth. Determine if you can provide more light to that tree by removing less-desirable trees around it.

Perhaps you have a stand of healthy trees interspersed with some that have curved or deformed trunks. Consider



Photo of native Maryland white oak tree from Towson University Maryland Trees Collection.

thinning the woodland by removing some of these less-desirable trees to encourage more vigorous growth of the healthy ones. You can learn more about thinning with the Woodland Stewardship Extension Bulletin EB-407, [“Forest Thinning: A Landowner’s Tool for Healthy Woods.”](#)

Summertime is also the time to assess the impact of invasive species on your natural areas. Take a careful inventory of what is growing in your woodlands and note which invasive plant species might be causing adverse effects. English ivy is such a common part of the landscape that many do not realize it is an invasive species. Learn more about how to identify and control it in this issue’s “Invasives in Your Woodland” feature on [page 8](#).

You may discover a variety of invasive insects have moved into your woodlands as well. These may include the gypsy moth, the southern pine beetle, or the emerald ash borer. This past spring, the University of Maryland Extension partnered with state, local and non-profit organizations to present the “Forest Health & Your Private Woodland” Workshop. The workshop’s recordings and accompanying PowerPoint presentations are available in the Woodland Stewardship Education website’s [Workshop Resources Library](#). Additionally, a new Extension Bulletin assesses the threat of EAB to Eastern Shore woodlands. Read about it on [page 11](#).

No matter what work you choose to do in your woodlands, remember to be safe. Make sure your equipment is in proper working order each and every time you use it. For example, ensure the blades of your saws or axes are sufficiently sharp before use. And be sure to wear protective clothing such as boots, gloves, eye and hearing protection.

### Inside this issue:

<a href="#">The General Forestry Course</a>	2
<a href="#">“The Woods in Your Backyard” online course</a>	2
<a href="#">MD Tree Farmer of the Year</a>	3
<a href="#">New Fact Sheet for Small Acreage Owners</a>	3
<a href="#">A Forest’s Hopes Rests on Golden Wings</a>	4
<a href="#">This issue’s “Brain Tickler”</a>	5
<a href="#">News and Notes</a>	6
<a href="#">Woodland Wildlife Spotlight: The Dragonfly</a>	7
<a href="#">Invasives in Your Woodland: English ivy</a>	8
<a href="#">English ivy Gallery</a>	9
<a href="#">New EAB publication</a>	11
<a href="#">EAB Activity Alert</a>	11
<a href="#">Events Calendar</a>	11

## The General Forestry Course

The University of Maryland Extension will offer the **General Forestry Course** for the Fall 2017 semester. Both the **paper and online** version will be offered. The course begins September 1 and runs until December 15, 2017.

**Registration is now open. To register, go to our website at <http://extension.umd.edu/forestry-course>.**

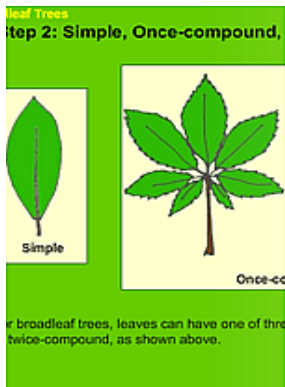
This is a **non-credit** course. As there are no formal classes, you work from the comfort of your home using your own woodlot, a friend's or a public forest. You will learn how to protect your trees from insects, diseases and

fire; step-by-step procedures will walk you through a forest inventory and stand analysis; and the details of the forestry business are presented, including tax nuances and the sale and harvest of forest products. Ultimately, the course exercises help you develop the framework for a stewardship plan for your forest.

The cost for this forestry course is \$150. Included in the cost are copies of the supplemental readings (*A Sand County Almanac*, *The Woodland Steward*, *American Forests: A History of Resiliency and Recovery*, a small pamphlet entitled *What Tree Is That?* and *Common Native Trees of Virginia Tree Identification Guide*). The paper version text and appendices are in binder form. Online users receive a flash drive of the paper version of the text and appendices. A certificate of completion is awarded when all assignments are completed.

But don't take our word for it. See it for yourself on our website at <http://extension.umd.edu/forestry-course>. There you can read a lesson from the text, view an interactive exercise, read through detailed course information and FAQs.

For more information, contact Nancy Stewart at the University of Maryland Extension, Wye Research and Education Center, P.O. Box 169, Queenstown, MD, 21658; phone 410/827-8056, ext. 107; or email [nstew-ar1@umd.edu](mailto:nstew-ar1@umd.edu). **Check our website for more details!**



and the angiosperms, or broadleaf trees. These divisions are taken down into order, family, genus, and species. Individuals with similar characteristics are considered a genus. A family of closely related species is called a genus. A family of genera that share common characteristics. Sometimes a species is found. These individuals exhibit minor differences as needle length, for example, from others of the family, two species will cross-pollinate and form a hybrid. Hybridization of the Beech Family.

Table 7-1 Classification of the Beech

Fagaceae (Beech)	
Genus	Fagus (Beeches)
Species	grandifolia (American beech)
Castanea (Chestnuts and Chinquapins)	
Genus	Castanea (Chestnuts and Chinquapins)
Species	dentata (American chestnut)
Species	sumatra (Allegheny chinquapin)
Quercus (Oaks)	
Genus	Quercus (Oaks)
Species	alba (White oak)
Species	falcata (Southern red oak)
Variety	falcata variety Pagodaefolia (Swamp oak)
Species	rubra (Scarlet oak)

Sample course pages

## “The Woods in Your Backyard” Online Course

In June, 24 participants wrapped up the second session of “The Woods in Your Backyard” online course. The course is designed for those with small-acreage properties who want to learn how to care for or expand existing woodlands, or to convert lawn space to woodlands. This session’s roster included individuals from across Maryland as well as from Virginia, New Jersey, New York and Connecticut. Most were interested in the course as private landowners, while a few were involved in land stewardship for private/non-profit organizations.

## The Woods in Your Backyard Online Course

This self-paced, non-credit online course runs for twelve weeks. It is offered through the University of Maryland’s Electronic Learning Management System, and is accessible from any Internet connection and Web browser.

The course closely follows the published guide of the same name (see page 10), but includes some important extras. Quizzes reinforce the important concepts of the text. Optional activities give participants the opportunity to share one or more of their stewardship journal entries, or photos or narratives of their woodland stewardship accomplishments. In addition, many of the course’s units are accompanied with short videos, created and produced by Woodland Stewardship Education staff. These 2- to 5-minute videos demonstrate essential skills and techniques (such as tree identification or crop tree release) and share the experiences of other woodland owners.

The next session of the course is slated to run August 30—December 3, 2017. The course costs \$85.00. Each paid enrollment includes printed copies of “The Woods in Your Backyard” guide and workbook, plus a copy of *Common Native Trees of Virginia*. Registration through Eventbrite will open in August. Visit our website page about the course at [this link](#) for more information, including updated registration information and a way to preview the course at no charge.

# Ron Clapp Selected as 2017 Maryland Outstanding Tree Farmer

Kenneth Jolly, Maryland DNR Forest Service

Ron Clapp has been recognized as the Maryland Outstanding Tree Farmer of the Year for 2017. Ron has been actively managing his 105 acres of woodland in Allegany County since 1994, when he had his first Forest Stewardship Plan developed.

Ron has implemented various forest management practices throughout the last 23 years, including two commercial harvests on over 80 acres, and a non-commercial crop tree release thinning on 15 acres. He completed the thinning with help from friends and fellow hunters, which not only provided firewood for Ron, but improved forest health and created better wildlife habitat. Ron has actively managed for wildlife by establishing and maintaining food plots and planting various fruit trees. Ron has also worked to control non-native invasive plant species on his Tree Farm, such as Japanese stiltgrass, mile-a-minute, and ailanthus. He consistently seeks management advice from foresters and other natural resource professionals and then applies it on his property. After assessing what is successful, he willingly shares these methods with fellow Tree Farmers and friends.



Ron Clapp presented with Outstanding Tree Farmer of the Year Award by Forester Adam Miller. Maryland DNR Forest Service photo.

On several occasions, Ron has opened his Tree Farm for tours, including hosting the Allegany County Forestry Board for a field demonstration on proper treatment of ailanthus. In 2007, Ron allowed a group of middle school students and teachers to tour an active timber harvest operation. Also, in 2016 Ron generously allowed Allegany College forestry students to use his Tree Farm for forestry labs where they surveyed his boundaries and identified trees. Ron has also volunteered on a local organization called Ridge and Valley Stream Keepers for over 20 years. Throughout this time, he has been devoted to monitoring water quality on streams within the Town Creek watershed. Ron is always willing to go the extra mile, and help a friend when in need. He is a good steward of the land and a great asset to the people of Allegany County.

Ron was nominated for the Award by Adam Miller, a Certified Tree Farm Inspector and Allegany County Forester with the MD DNR Forest Service. "Ron is an exemplary

woodland steward. Due to his hard work and willingness to practice sound forest management, as well as his commitment to sharing this knowledge with the local community, I was happy to be able to nominate him for this Award," said Adam.

After his nomination, the committee toured Ron's Tree Farm in order to get a first-hand view of the various management practices implemented. The Maryland State Tree Farm Committee, in association with American Tree Farm System, was very impressed with the tour of Ron's Tree Farm and decided to select him as the Maryland Outstanding Tree Farmer of the Year. Ron was presented a plaque locally by MD DNR Forest Service staff in recognition of the award. In addition to this plaque, Ron was recognized at the Maryland State House in Annapolis, on April 5<sup>th</sup>, 2017, Maryland's Arbor Day, with a Senate Citation and Proclamation from Senator George C. Edwards and the Maryland General Assembly. As part of the event, Ron and Adam also assisted the Maryland Tree Farm Committee with handing out free tree seedlings to staff members of the State House.

Congratulations to both Ron and Adam for their great work promoting good forest management through Maryland's Tree Farm program. For more information on how to become part of the Tree Farm program in Maryland, feel free to contact any local Maryland DNR Forest Service Office for assistance.

## Updated Forester Guide Available

The University of Maryland Extension Woodland Stewardship Education program has updated the [Maryland Small Acreage Professional Foresters Directory](#). First published in 2012, this fact sheet is essential for property owners

who are interested in working with professional foresters to enhance their small woodland areas.

The updated directory was created from data collected through printed and online surveys. Services offered by these professionals include forest management plans, timber stand improvement, cost-share coordination, and more.

The directory is available on the WSE website at [this link](#).





## A Forest's Hopes Rest on Golden Wings

Will Parson, Chesapeake Bay Program

When Mike and Laura Jackson wanted to restore wildlife habitat on their slice of a forested Pennsylvania mountain-side, they did something you might not expect. The husband and wife, who live on 114 acres in Bedford County, started cutting down trees.

The Jacksons were motivated to drastic action in part by a small gray bird with flashes of yellow on its head and wings.

"We've always been birders, so we keep track of what we see," Laura said, while she and Mike followed the trails that wind through their land. "And we've had golden-winged warblers on our property—but the last one we saw or heard was in 2009."

The golden-winged warbler is a migratory bird that breeds in the Upper Midwest and Appalachian Mountains and winters in Central America. Its population has declined by roughly two-thirds in the past 50 years, in pace with the decline of the early successional habitat it needs—a young forest.

After becoming Pennsylvania Forest Stewards through a program at Penn State University in 2000, Mike and Laura began to recognize why the forest on their own land wasn't healthy.

"That really opened our eyes to forest management—things that we could do to help the property because we saw that we were getting invasive species," Laura said.

The Jacksons worked with a service forester from the Pennsylvania Department of Conservation and Natural Resources (DCNR) in 2002 to develop a ten-year forest stewardship plan for their property. Their goals were to improve forest health, control invasive species, increase native plant diversity and manage for wildlife.

Meanwhile, the golden-winged warbler was listed as "near threatened" by the International Union for Conservation of Nature (IUCN) in 2004.

Though Laura was still teaching, Mike took advantage of his retirement to implement what they were learning at the many classes and workshops they were attending. He built



A golden-winged warbler photographed in Bald Eagle State Park, PA. Photo courtesy Mike and Laura Jackson

trails and wildlife amenities such as brush piles, bird houses, squirrel boxes and owl boxes. He removed invasive species like multiflora rose and Japanese barberry, and he planted native shrubs, trees and wildflowers. He applied a technique called crown release, which thins out vegetation to give valuable wildlife trees like wild cherry, oak and hickory more sunlight and room to grow.

"Then, in 2010 we donated an easement to Western Pennsylvania Conservancy so the land can't be developed," Laura said. "They don't accept just any property but they liked our property because of its good wildlife value—we have a lot of box turtles on it, a lot of birds."

Laura said it also helped that the land is part of a roughly 9,000-acre stretch of forest that includes Pennsylvania state game lands and Tussey Mountain.

"Even though [golden-winged warblers] nest in very young forest, they take their young after they've fledged, and they spend time in mature forest feeding and trying to teach them what to do as survival techniques." Laura said.

In late 2011, the Jacksons attended a workshop for land managers to learn about best management practices for the golden-winged warbler. They were the only private landowners at the meeting.

"And we thought, 'Wow, if we can work with people who know what they're doing and who will try to help us with our invasive species control, we could get a healthy forest again,'" Laura said. "Which meant cutting some trees," Mike added.

A few months later, the Jacksons invited experts from the Pennsylvania Game Commission, Western Pennsylvania Conservancy, DCNR and Indiana University of Pennsylvania (IUP) Research Institute to look at their land. They determined it was a good fit for a golden-winged warbler habitat restoration project.

With support from the Game Commission, a forester returned to mark which trees to keep inside a 27-acre area, then invasive plants were treated with herbicide on all 108 acres of the Jacksons' forest.

Mike and Laura interviewed a number of loggers before settling on a company that uses low-impact methods to remove trees. The cut unveiled at least one surprise on the Jacksons' property.

"We discovered that once we got rid of some of the trees, there are a couple spring seeps," Laura said. "So we have a nice little wetland to walk through that we could never see

before.”

Funding for the logging came from the Environmental Quality Incentives Program (EQIP) through the Natural Resources Conservation Service (NRCS) Working Lands for Wildlife program. NRCS also paid for a fence around the restoration to keep out deer, allowing new plants to flourish. “I was just surprised it came so fast,” Mike said.

Where the Jacksons had battled invasives for years, Mike said they are mostly gone.

“So as we walk through the area we’re looking for invasive species that still need to be maintained,” Laura said. “And we’re looking at this thick underbrush—and that’s what golden-winged warblers need.”

Monitoring for the project began the year following the cut, looking for regeneration as well as the golden-winged warbler.

“We’ve done [the monitoring] now two times after the logging, and we still have not seen or heard any golden-winged warblers,” Laura said. “But that’s not unexpected because there’s still a lot of regeneration yet to go and they need really thick, really heavy vegetation on the ground, and we just don’t have that yet.”

The Jacksons are prepared to wait, and said it might be another three years before the golden-winged warbler returns to their property. Through surveys they do for the Game Commission, they know that there is an active golden-winged warbler breeding site eight miles away, which puts them in the vicinity, even if it is still pretty far away.

“But what was neat was the very first spring when we were monitoring, we heard cerulean warblers,” Laura said. “And cerulean warblers are also a species of concern.”

Other at-risk birds in the project area include hooded war-

blers, Kentucky warblers and wood thrush. Monitoring overseen by IUP Research Institute has also identified six bird species present in the project area

that benefit from young forest, including ovenbirds, chestnut-sided warblers, common yellowthroats, red-eyed vireos, indigo buntings and eastern towhees.

For their years of effort to restore wildlife habitat in their forest, Mike and Laura were honored as Exemplary Forest Stewards by the Alliance for the Chesapeake Bay at the 2016 Chesapeake Watershed Forum in Shepherdstown, West Virginia, last fall. Nowadays, Mike and Laura also host several tours a year and enjoy answering visitors’ questions about their property.

The Jacksons’ land shows that dealing with nature can be counter-intuitive, that intervening can sometimes help it rebound.

“It’s nice to see people who might think that logging is bad and really a detriment to the woods.” Laura said. “[We can] turn their thinking around a little bit and help them realize that we did something that...even if we don’t get golden-winged warblers, we’ve done something to create a healthy forest. And that’s really the important thing.”



Mike Jackson stands in the golden-winged warbler project area in August 2016, two years after it was cut to promote regeneration. Photo courtesy Mike and Laura Jackson.

### This Issue’s Brain Tickler ...

Identify the invasive plant that has covered this forest floor, profiled in last summer’s *Branching Out*.



In the last issue, we asked you to identify the pilot program introduced in 1993 by the Maryland DNR Forest Service to help professional loggers. The program, still going strong today, is Maryland-Delaware Master Loggers.



### New E-magazine Hopes to Expand Public's Knowledge of Forests



Studies have found that Americans have both a series of misconceptions about the nation's forests as well as an underlying interest in learning more about them. With this in mind, treesource.org is a new website and e-magazine that shares original stories about private and public woodlands, photo essays, videos, podcasts, and collates interesting stories from a wide variety of journalistic sources.

Publisher Dave Atkins writes that "sustainability is a bedrock of our reporting and analysis," noting that treesource.org will "report on how the environment is affected, how the economy is affected and how people in local communities, nearby cities and states, and around the world are affected."

Visit [treesource.org](http://treesource.org) for more information.

### Firewood Map Helps Plan Your Travels

Now that school is out and families are planning vacations, it pays to be well informed about rules and regulations that exist at your destination. If you are interested in camping, visit the [interactive map from dontmovefirewood.org](http://dontmovefirewood.org).



Clicking on the states and provinces of the United States and Canada, as well as the nation of Mexico, gives travelers the latest information on transporting firewood to and from the various jurisdictions.

Each entry summarizes quarantine information and regulations designed to restrict the movement of firewood that may be infested with invasive insects or diseases, such as emerald ash borer or thousand cankers disease.

### Interview with MF Fire Co-Founder Ryan Fisher

The *Baltimore Sun* recently conducted an interview with Ryan Fisher, who with Taylor Myers founded MF Fire, which makes high-tech wood stoves. Fisher and Myers met at the University of Maryland, where both studied fire protection engineering. They began working on the wood stove as part of a competition sponsored by the Alliance for Green Heat in 2013, and formed MF Fire in 2014.

Fisher says that the company is "bringing a modern technology and a modern look of a product into a traditional space. There hasn't been much innovation in this space in a long time."

Read the article at <http://www.baltimoresun.com/business/people/bs-bz-five-minutes-fisher-20170602-story.html>.

### New Publication Assists Backpack Sprayer Calibration



Penn State Forestry Extension released a Fact Sheet in April designed to help you get the most from your backpack sprayer. The publication, entitled *Backpack Sprayer Calibration Made Easy*, provides in-depth practical information for determining the output of a sprayer so that a known amount of spray solution is applied to a given area.

The fact sheet presents a method known as the "ounces to gallons" method. With this method, the amount of spray, measured in ounces, converts directly to gallons per acre.

The fact sheet is [available online](#) or in hard copy by contacting the Penn State Extension Ag Publications Distribution Center at 877-345-0691 or via email at [AgPubsDist@psu.edu](mailto:AgPubsDist@psu.edu).



## Woodland Wildlife Spotlight: The Dragonfly

One of the iconic scenes of summer involves watching dragonflies zooming to and fro, basking in the sun, hovering over water, and alighting momentarily on a plant stalk before flying off again. This insect is one of the most ancient on earth, with fossil records stretching back as much as 350 million years. Those insects had wingspans of up to 35 inches; today's species rarely exceed 10 inches. But they are one of the world's most successful species, with representatives on every continent except Antarctica. Approximately 300 species are known in the United States.

All of these populations share characteristics of wing and body shape, while coloration varies around the world. Dragonflies in general have a long, slim abdomen behind a thicker thorax which bears the two pairs of wings. (One of the ways you can distinguish dragonflies from damselflies is by the wings; dragonflies hold their wings perpendicular to their bodies at all times, while damselflies sweep their back against their abdomen.) They have six legs, although they are rarely used for walking. The large head has a pair of compound eyes that enable the insect to look in all directions, except for directly behind it.

As with many insects, the dragonfly's life cycle begins in water. Females lay their eggs in muddy or wet areas. The nymphs hatch in about three weeks and will live in the water for up to two years, depending on the species. When it is time for the dragonfly to metamorphose into an adult, it climbs from the water, usually in the dark, anchors to a plant stalk or similar surface, and then breaks from its larval skin. It stretches its wings to dry them, and if the day is warm enough, it will immediately take flight.

Dragonflies find food in two ways: flying and perching. The fliers (as the name suggests) fly in search of prey; perchers act much as flycatching birds do, observing their environment before hunting. Their diet consists of flying insects, including mosquitos, making them a truly beneficial insect from a human perspective. This behavior has led to the dragonfly earning the nickname "mosquito hawk."

Specific dragonflies also have the common name "pondhawk." For example, the eastern (or common) pondhawk is native to the eastern two-thirds of the US as well as southern Quebec and Ontario. It prefers ponds and still waters, perching on vegetation while waiting for prey. You can also find them along sunny, vegetated shorelines and in nearby meadows. Adult males are light blue, while adult females are bright green with black and white markings. Juvenile males emerge with the green coloration, which transitions to blue as they mature. The species has



Eastern pondhawk dragonflies. Above: Male (photo courtesy John C. Abbott). Below: Female (photo courtesy University of Wisconsin-Milwaukee)



one of the longest flight seasons of North American dragonflies, hunting from May through October.

Property owners who are challenged by other flying insects may find dragonflies to be useful companions in their struggles. Creating a dragonfly pond with suitable vegetation can help existing populations maintain and grow their numbers. According to Craig Tufts, chief naturalist for the National Wildlife Federation, the ideal dragonfly pond should vary in depth, with shallow edges and at least two feet deep in the center. "Deep water offers nymphs a refuge from raccoons and other predators. Varied depths are also important to accommodate a variety of water plants." Let grass and bushes grow up around the margin, to provide perching sites for the adults. Additional dragonfly-friendly actions include supporting healthy riparian areas and buffers.

There is a wealth of information about dragonflies available on the World Wide Web. The [Dragonfly Website](#) provides articles, photos and links to other organizations worldwide.

## Invasives in Your Woodland: English Ivy

English ivy can be found in many areas throughout Maryland and the nation. You can see it in both woodlands and urban areas alike. This climbing vine is an evergreen that can cover forest floors and reach into forest canopies. Although it is a non-native plant, it is widely available for purchase in the U.S., and in some cases, it is touted as a way to purify household air and as a means of fighting mold. But it is a highly aggressive invader that threatens all levels of forested and open area.

### What is it?

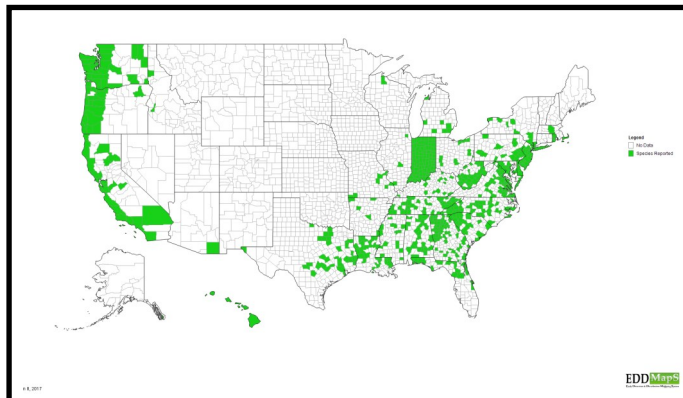
English ivy (*Hedera helix*) is also known as European ivy, or simply “ivy.” It is native to most of Europe and western Asia, ranging from southern Scandinavia to Iran. It first came to North America as early as 1727, and since that time, it has been planted widely as groundcover. Since that time, it has escaped into the environment and poses a serious threat to many ecosystems. It is listed as an invasive plant in over a dozen National Park sites and is designated as a noxious weed in the Pacific Northwest. In Maryland, it is often found in woodland buffers adjoining neighborhoods, where it has encircled trees and covered forest floors, invaded hedgerows, and spread into salt marshes and field edges. The vines climb up tree trunks to envelop branches and twigs, blocking sunlight to the host’s foliage and impeding photosynthesis. Additionally, English ivy can become weighted down with snow and ice, leading to broken limbs and falling trees. As ground cover, dense mats cover puddles and soggy soil, creating ideal habitats for mosquitoes.

### How does it spread?

English ivy spreads by sending out runners to create new plants, and by seed when its berries are eaten and dis-



English ivy foliage climbing pine tree in September.  
Photo by Chuck Barger, University of Georgia, Bugwood.org



Distribution of English ivy (2016).  
Courtesy eddmmaps.org.

persed by birds through droppings. While it prefers full sun for full growth, it can compete well in shady areas.

### How can I identify it?

English ivy is a woody vine that has waxy, dark green leaves with lighter-colored veins that show great variation; some leaves are without lobes while some may have as many as five. The most familiar form of the vine is sexually immature; it does not flower and seed. If conditions are right, and it climbs to an area with sufficient light, it matures and produces clusters of small greenish-white flowers in the fall, and then black, fleshy berries in the spring.

See the gallery photos on the following page.

### How can I control it?

If you have English ivy as an ornamental or indoor plant, be especially vigilant to ensure that it does not spread. Even discarded clippings can sprout in a new environment.

To remove English ivy from a tree, remove the leaves and the smaller vines to expose the larger vines attached to the trunk. Create an ivy-free band about 3-4 feet above the ground by gently prying the vines away from the entire circumference of

the trunk and then cutting the vines away. Remove as much of the root growth as possible. The dying vines above will eventually fall from the tree.

Vines covering the ground can be uprooted and gathered using a heavy-duty rake and then cut with a Swedish brush axe or other cutting tool.

### For more information:

Learn more about English ivy:

[English ivy \(National Park Service\)](#)

[Invader of the Month \(MD Invasive Species\)](#)

[English ivy \(Invasive Plant Atlas of the United States\)](#)



## Image Gallery: English ivy



English ivy foliage. Photo courtesy David Stephens, Bugwood.org



English ivy fruit. Photo courtesy Forest and Kim Starr, Starr Environmental, Bugwood.org



English ivy has encompassed most of this tree. It will overwhelm the tree if it is not removed soon. Photo courtesy Philadelphia Water Department Backyard Buffer Program.

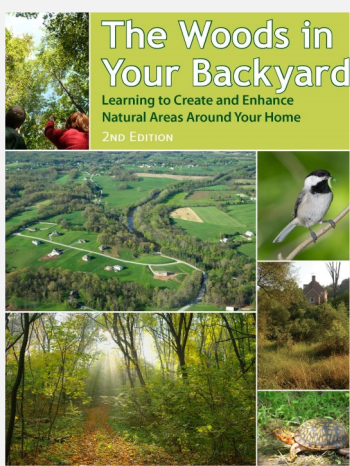


English ivy as infesting ground cover. Photo courtesy Chris Evans, University of Illinois, Bugwood.org



**Now Available!**

# The Woods in Your Backyard, 2nd Edition



The first edition of *The Woods in Your Backyard: Learning to Create and Enhance Natural Areas Around Your Home* was published in 2006. The guide helped thousands of landowners of 1 to 10 acres in the mid-Atlantic area enhance the stewardship of their land. They learned valuable techniques about caring for their natural areas, including how to convert lawn to woodland, how to enhance existing wooded areas, and how to cooperate with neighbors to enhance wildlife habitat.



Now the guide has been revised and updated. Highlights of the new edition include:

- ◆ A new Foreword by Doug Tallamy, author of [Bringing Nature Home](#)
- ◆ Methods for documenting your natural area projects through a “stewardship journal”
- ◆ Tips for identifying your natural area’s natural and wildlife habitats
- ◆ Expanded and up-to-date information related to non-invasive plant species
- ◆ Expanded information about water resources, including tips for creating and maintaining riparian buffers, and identifying and preserving wetlands
- ◆ A new section on best management practices for soil resources and conservation
- ◆ A fully revised and expanded Glossary

The 108-page guide contains more than 100 color photos and illustrations, and includes information tables, case studies, appendices, and an index.

Contributors include natural resources specialists at the University of Maryland, Penn State University, Virginia Tech and Forests for the Bay.

The 2nd edition of *The Woods in Your Backyard* is now available to order through Cornell University’s Plant and Life Sciences Publishing (PALS, formerly NRAES). Each copy is \$23.00, with quantity discounts available. For more information, click on the cover image or go to <http://go.umd.edu/WIYB-2nd-edition> to order.



Sample pages from the second edition.





# New Emerald Ash Borer Publication

The University of Maryland Extension has published a new bulletin that helps assess the threat of Emerald Ash Borer (EAB) on the state's Eastern Shore. Although EAB had been found in other parts of Maryland in the early part of the century,

it had not been found on the Eastern Shore until 2015. The new bulletin examines the different species of ash trees found on the Eastern Shore, the wetland environments they inhabit, and provides an overview of current treatment options. The bulletin is available for download from the Woodland Stewardship Education website's Publications Library by visiting [this link](#).

## Maryland Issues Emerald Ash Borer Activity Alert

Maryland Dept. of Agriculture

The Maryland Department of Agriculture is urging residents to be on the lookout for possible Emerald Ash Borer (EAB) infestation. With temperatures rising in our region, EAB will once again be active throughout the state. EAB has been present in Western Maryland since 2003, and state officials recently confirmed that EAB has spread to Kent County on the Eastern Shore. The entire state remains under [federal quarantine](#).

Ash trees infested with EAB will die if left untreated. Dead ash trees snap, which creates a major safety hazard. Dead trees should be removed, and any resulting firewood should be burned within 50 miles to prevent further spread of EAB.

Woodpeckers often find EAB infested trees before humans. Increased woodpecker activity coupled with ash tree de-

cline can indicate a building EAB population. The only Maryland counties that are negative for EAB are Cecil, Caroline, Wicomico, Worcester, and Somerset counties. Any cases of dead or declining ash trees in those counties should be reported to the department at 410-841-5870.

EAB infestations can go undetected for years, which underscores the need to remain vigilant throughout the state—even in counties that are not positive for EAB. Spring is the best time to treat trees and protect them from EAB. Trees should be treated prior to major loss of canopy. Details on treating trees for EAB can be found in the [Homeowner's Guide to EAB](#).

For more information on EAB, visit the department's [website](#) and the [Maryland Invasive Species Council](#).

## Events Calendar

For more events and information, go to <http://extension.umd.edu/woodland/events>

July 23-29, 2017

### Natural Resources Careers Camp

Hickory Environmental Education Center, Accident MD

High school students from across Maryland have the opportunity to explore careers and college studies in natural resources at this week-long camp in Garrett County. This partnership with Allegany College of Maryland and the Maryland Dept. of Natural Resources Forest Service offers students a co-ed opportunity to learn from industry professionals and to develop contacts that could lead to future employment and a career in natural resources.

The \$450 registration/tuition fee includes lodging and meals for the week. To learn more, including scholarship options, go to <http://www.marylandforestryboards.org/>

[nrcc.cfm](#).

July 28-30, 2017

### ISA Annual International Conference and Trade Show

Gaylord National Resort & Convention Center, Washington DC

The International Society of Arboriculture presents a week-end of education, workshops and networking for foresters related to the slogan, "One World Under One Canopy." Download the conference's app at <https://eventmobi.com/isa2017/>.

August 16, 2017

### Land Conservation 101 for Landowners

Crofton Community Library, Crofton MD

Learn the basics of conservation easements and how they can assist you property management goals. Presented by Scenic Rivers Land Trust staff, this workshop provides

information, options, and answers to your questions. This workshop is free, but registration is required by August 14. Visit <https://secure.ggiv.com/for/lc1/event/783600/> for more information and to register.

September 12-14, 2017

**Mid-Atlantic Biomass Energy Conference & Expo**  
Penn Stater Hotel & Conference Center, State College PA

This event will bring together attendees from across industry and the general public from the Mid-Atlantic region and beyond. If you or your business have an interest in biomass, this is an excellent opportunity to see and learn about the technology, learn about the application and policy, and much more. For more information and to register, visit <http://www.mabex.org/>.

October 3-5, 2017

**Fourth Biennial Shortleaf Pine Conference**  
Stockton Seaview Hotel, Galloway NJ

This conference brings foresters, researchers, landowners and industry partners together to discuss forest restoration and land management practices related to the shortleaf pine. For more information, visit the Shortleaf Pine Initiative website at <http://shortleafpine.net/shortleaf-pine-initiative/events/4th-biennial-shortleaf-pine-conference>.



UNIVERSITY OF  
MARYLAND  
EXTENSION  
*Solutions in your community*

**CONSIDERING  
A TIMBER  
HARVEST?**

*Call Before  
You Cut*

**HEALTHY WOODS GROW  
ON GOOD ADVICE**

FREE information packet for  
woodland owner go to:  
**callb4ucut.com/Maryland**  
or call 301-432-2767 x315

Partners: Forests For the Bay, MD Association of Forest Conservancy District Boards, MD Association of Soil Conservation Districts, MD/DE Master Logger, MD/DE Society of American Foresters, MD DNR Forest Service, MD Farm Bureau, MD Forestry Foundation, MD Forests Association, MD Tree Farm Committee, The Nature Conservancy, Western MD Resource, Conservation and Development.

"The University of Maryland is an Equal Opportunity Employer and Equal Access Programs"

# UNIVERSITY OF MARYLAND EXTENSION

*Solutions in your community*

*University of Maryland Extension programs are open to all citizens without regard to race, color, gender, disability, religion, age, sexual orientation, marital or parental status, or national origin.*

## Branching Out University of Maryland Extension

18330 Keedysville Road  
Keedysville, MD 21756-1104  
301-432-2767

Editors: Jonathan Kays and Andrew A. Kling

Published four times per year and distributed to forest landowners, resource professionals, and others interested in woodland stewardship.

### To Subscribe:

Via Web Site: Go to [www.extension.umd.edu/woodland/subscribe-branching-out](http://www.extension.umd.edu/woodland/subscribe-branching-out) and submit the requested information.

Via Email: Email [listserv@listserv.umd.edu](mailto:listserv@listserv.umd.edu). In the body of the message, type SUB branchingout your name (example: SUB branchingout John Doe).

You will be notified by email when a new issue is available, with a link to the website.

Hardcopy subscription: Mail check or money order for \$10 per year, payable to University of Maryland to the address above.

This and back issues can be downloaded for free at [www.extension.umd.edu/news/newsletters/branching-out](http://www.extension.umd.edu/news/newsletters/branching-out).

All information, including links to external sources, was accurate and current at the time of publication. Please send any corrections, including updated links to Andrew A. Kling at [akling1@umd.edu](mailto:akling1@umd.edu).

Send news items to Andrew A. Kling at [akling1@umd.edu](mailto:akling1@umd.edu) or 301-432-2767 ext. 307.