



Welcome to the 4-H Swine Program

- One of the most common projects for youngsters in **4-H** is to raise a hog for show. It can be a fun and rewarding project for the exhibitor and the family. We hope to give you the information and resources you need to help you navigate through the project.

Where to begin- Understanding how it all works together

There seem to be so many rules and so many things to understand. Where do you begin? First I will explain how several groups work together to bring the Carroll County 4-H & FFA Fair to the youth of Carroll County.



The 4-H Program is an Extension of the University of Maryland. The Carroll County 4-H Extension Program offers lots of areas of learning for your child, from traditional topics like sewing and baking to robotics. Education in agriculture and livestock are just a part of the 4-H program. The 4-H Extension Programs and Educators provide the structure and oversight of the local 4-H Clubs. What they **CANNOT** do is put on a Fair.



The Carroll County 4-H & FFA Fair Board is a group of volunteers who work through the year to organize a fair for the youth to exhibit their 4-H and FFA projects. The Fair Board is completely made up of volunteers with the exception of Security and parking, and cleaning crew personnel. We depend on volunteers. Without the volunteers there would be no fair. The Carroll County 4-H & FFA Fair Board organizes the fair, but **DOES NOT** own the facilities.



The grounds where the Fair is held is owned by the Carroll County Agriculture Board. The 4-H Offices are Carroll Government property. From Burns Hall down to the Shipley Arena, the TRP building and the Gessell Property are all owned by the Carroll County Agriculture Board.

- **These 3 groups work to bring the Fair together for the 4-Hers every year.**

Who's who?



The Fair Board

- Jason Watt – Fair Chairperson
- Andy Cashman- Livestock Area Superintendent
- Vicki Wagner- Swine Superintendent
morningchoicefarm@comcast.net
- Jim Weishaar- Asst. Swine Superintendent-



The 4-H Extension Program

• 410-386-2760

- Becky Ridgeway- 4-H Educator- Livestock

Where can I find the information I need?

The Carroll County 4-H website

<https://extension.umd.edu/carroll-county/4-h-youth>

The Carroll County 4-H & FFA Fair website

<http://www.carrollcountyfair.com/>

The Tribune is emailed or mailed to your home every month



Provide your email address to Vicki Wagner at morningchoicefarm@comcast.net

Check your email often as the Fair get closer

ALL THE RULES AND WHO MAKES THEM


- Each department committee of the Fair sets their rules. These are the rules that set up the structure of the contest and the requirements while exhibitors are at the Fair. Any major rule changes must be approved by the members of the Livestock Committee and/or the Fair Board. These are the rules exclusive to exhibiting at the Fair and can be found on www.carrollcountyfair.com
- The Carroll County 4-H & FFA Fair website has several important tabs. You will find the Online Entry System, Online Orientation Docs, the Fair Catalog, and the Animal Health Documents under the Exhibitor tab. You should print out the information about Swine Dept. contained in the Fair Catalog, the General Fair Rules, as well as the Livestock Sale information, and the any animal health information you will need.
- You will find the overall Fair Schedule under the Events tab. Print out and highlight the times and places your child needs to be.
- You will find more important forms you will need under the Forms and Docs tab. You will need to print out and fill out the Feed Assurance Certificate and the Livestock Self Certification Form.

More about rules...

Some rules are set by the University of Maryland 4-H Extension Program. The University sets rules regarding, but not limited to 4-H enrollment dates, 4-H age divisions, animal ownership, feed assurance certification, and animal ethics.

Both the Fair and the University is the Maryland Department of Agriculture. There are rules that the Md. Dept. of Ag. set that supersede University and Fair rules. The Maryland Department of Agriculture set rules regarding animal health and tracking. It is a Md. Dept. of Agriculture that requires all animals to have farm identification tags. For Swine, this means all hogs must have an RFI tag for identification.

If you have a question about any of the rules, please ask.



Maryland 4-H Youth Development
To Make the Best Better
University of Maryland Extension

• Any child planning to exhibit in the Carroll County 4-H & FFA Fair, must be enrolled/re-enrolled in 4-H by May 1 of the year. Enrollment in 4-H is based on the child's age as of January 1 of the year. So, if a child enrolls and they are 9 years old, but they were 8 on January 1st of the year, they are considered 8 for 4-H purposes. This is their '4-H age.'

• This is the link to enroll in 4-H. v2.4honline.com Be sure to pay the participation fee. Unpaid enrollments are not valid enrollments.

• Be an active member of your 4-H Club by attending meetings and participating in activities. Each club has bylaws specifying expected attendance to be considered a member in good standing.

Enroll in 4-H by the May 1st deadline to participate in the Fair.

Attend an Livestock Education Workshop

- All junior and novice exhibitors are required to attend an educational workshop to be eligible to sell a market animal in the Livestock Sale. The Swine Dept. 's workshop will be virtual again this year.



Animal Husbandry Quality Assurance Program

- **Animal Husbandry Quality Assurance Program (AHQA)** – If you are a new member or have moved to a new age group (Junior to Intermediate, Intermediate to Senior), you are required to take the online Quality Assurance Program this year. The online program is required for ALL 4-H members showing beef, dairy, swine, sheep, goats, horses/ponies, poultry, rabbits and alpacas/llamas. When the website is opened by Maryland 4-H, you will need to register and complete this program if you are planning to show at any 4-H show. The website will be available 24 hours a day. Watch the Tribune to see when the website is open. If you have questions, please contact Becky Ridgeway at bridgewa@umd.edu.



- **Maryland 4-H On-Line Animal Husbandry & Quality Assurance (AH&QA) Program** ... This program is offered to help youth who participate in 4-H animal projects in Maryland learn about the importance of caring for, grooming and showing their animals in safe and ethical ways.

- **Quality Assurance must be completed by Friday, July 23rd to be eligible to show at the Carroll County 4-H/FFA Fair.**

Maryland 4-H Livestock Registration Form



This is a sample of 4-H ear tag used for all market animal identification. Each hog will be tagged with a 4-H ID tag on Friday, May at the Swine Tagging and Weigh-In. You will use this tag number to enter your market hog into the Fair. Market hogs are always identified by their 4-H tag number.



These are samples of an RFID tag. This tag must be on every market hog. If your hog doesn't have one of these tags on it upon arrival to the Fair, it will not be able to be shown.

Signatures Required

This is what the Md. 4-H Livestock Registration Form looks like. This form needs to be filled out in advance and mailed or dropped off to the Carroll County 4-H Extension Office. Make sure to fill in ALL information, this helps on weigh-in night.

Md. 4-H Livestock Registration form back

- All exhibitors and parents must read and sign the UME 4-H Code of Animal Science Code of Ethics. Failure to abide by these rules will result in disqualification of one or all animals in the Fair.
- This form must be signed and turned in prior to animals arriving to the fair.
- When you enrolled through 4-H Online an electronically signed Code of Animal Science Ethics was signed for the 2021 Fair.

Signatures required

Enter exhibits in the Carroll County 4-H and FFA Fair using the online entry system by June 10th.

• Breed Show

Hogs shown in the Breed Show (Saturday Show) are not eligible to be shown in the Market Show and are not eligible for the Livestock Sale.

The Breed Show is offered so young breeders have an opportunity to exhibit their animals. Hogs entered in the Breed Show are entered by age (by month) of the animal. Enter using the animal's ear notch number and Pure Breed Registration number.

Swine Showmanship

Showmanship contest are mandatory for selling a hog in the Livestock Sale. Showmanship classes are divided by age. Enter Showmanship classes according to the child's 4-H age. Do not enter a hog tag number. If the child has more than 1 hog they can decide up to the day of the show which animal they are going to use for their showmanship exhibit.

• The Market Show

- Animals are entered in the online entry system by 4-H ear tag number. DO NOT enter by ear notch number. DO NOT leave the field blank. Enter in the correct breed division.



This is the link for the 4-H Online entry system.

<http://www.carrollcountyfair.com/online-entry-system.asp>

New for 2021- The Carroll County 4-H & FFA Fair has moved to-



ShoWorks is a user friendly Fair Entry Management System. The Carroll County 4-H & FFA Fair will be transitioning to ShoWorks for the 2021 Fair. The same classes are offered, however the divisions and class numbers are numbered very differently this year.

ShoWorks gives exhibitors more flexibility and responsibility in managing their Fair entries. ShoWorks provides a user friendly app for exhibitors to track all their user information including entries, show times, results, and livestock sale information.

Exhibitors must ensure they enter the correct classes for their 4-H Age. 4-H age is defined as the exhibitor's age as of January 1, 2021, and classes are divided as follows:
 Clover- 5 to 7 years old (clovers cannot show livestock)
 Junior- 8 to 10 years old
 Intermediate- 11 to 13 years old
 Senior- 14 to 18 years old.



ONLINE ENTRY TIP-

Entries should be made using a laptop or desktop computer. Using a phone or tablet can result in entry errors. ALWAYS PRINT THE ONLINE ENTRY RECEIPT. ENTRY FEES MUST BE PAID AT TIME OF ENTRY.

IF YOU'RE HAVING PROBLEMS WITH THE ONLINE ENTRY SYSTEM, CONTACT MELISSA FOSTER AT FOR ASSISTANCE. DO NOT CREATE ANOTHER ACCOUNT.

ENTER EARLY. WAITING UNTIL JUNE 10TH CAN CAUSE THE SYSTEM TO BECOME OVERWHELMED, SLOWING ENTRIES. DON'T MISS THE DEADLINE BY WAITING UNTIL THE LAST DAY.

Health Papers Required



All animals traveling to any fairs or shows must have valid 'health papers' issued by a Veterinarian 60 days prior to the show. Typically, we have a vet on site at the weigh-in and tagging to issue health papers to those who want them.

This is a sample of what 'health papers' look like. Maryland Certification of Veterinary Inspection look similar. RFID tag numbers MUST be on the paper. The exhibitor is responsible for producing this paper upon entry to the Fair and anytime on demand by Fair Officials or State Veterinarians.

Purebred Registration Papers

When showing a purebred hog, in the Breed Show or the Market Show, Purebred Registration Papers are required to prove lineage and ownership. The breed, sex, ear notch, registration number and owner's name must match the entry. There can only be one owner listed on the registration paper.

When you purchase a hog from a breeder, they should take care of registering the hog in the exhibitors name. If they do not, you will need to follow through with this task. Ownership is not transferred by just signing the back of the back. The registration papers must be sent to the National Swine Registry and transferred into the exhibitors name. The National Swine Registry is a great website for information about the swine industry. <https://nationalswine.com/pedigree/pedigree-main.php>

Breed Registration Papers must be in the exhibitors name only and dated July 1st or earlier.



A copy of the breed registration papers, with the matching 4-H ear tag number written on them, must be mailed to Vicki Wagner, 3600 Hampstead Mexico Rd, Hampstead, Md. 21074. The papers must be post marked by July 25th, 2020. It is a requirement of the Maryland Agriculture Dept. that we collect breed registration papers and it is a funding requirement for the grant from the Maryland Agricultural Fair Board that assist with premium money for exhibitors.

Maryland Department of Agriculture
 Animal Health Section • 301 Davis & Elmer Parkway, Annapolis, Maryland 21401
 www.mda.state.md.us

Livestock Exhibitor's Self-Certification of Animal Health

I, the undersigned, hereby verify the following:
 I am the owner/guardian/manager of the animal (under age 18)
 I am the owner/authorized caretaker/transporter (with an applicability of the animal's) subject to the current rules, regulations of Veterinary Inspection (V.I.) Department.
 I understand that animals showing any signs of, or having recent exposure to, contagious or zoonotic disease are not permitted to enter the fair/show premises. These conditions include but are not limited to the following:

- SKIN:** Visible evidence of skin infections such as ringworm, warts, mange, lice, and/or other parasites.
- HEAD:** Discharge from the eyes or nose or evidence of soremouth, pink eye, conjunctivitis or other eye infections.
- RESPIRATORY:** Infectious respiratory disease (pneumonia).
- DENTAL:** Diarrhea.
- FEET:** Contagious foot infections such as footrot.
- EDUCATION:** Education of farm animals in disease.
- OTHER:** Recent exposure to, or clinical signs of, any contagious or infectious disease condition that would exclude the animal from exhibition.

I have read and understood the above guidelines.
 I agree not to present for exhibition animals showing any signs of contagious or infectious disease being and have tested (21 days exposure to any contagious or infectious disease).

Exhibitor: _____ Number inspected: _____ Signature: _____ Event: _____
 Date: _____
 Owner or guardian must sign for children under age 18:
 Exhibitor: _____ Number inspected: _____ Signature: _____ Event: _____
 Date: _____
 Owner or guardian must sign for children under age 18:
 Exhibitor: _____ Number inspected: _____ Signature: _____ Event: _____
 Date: _____
 Owner or guardian must sign for children under age 18:
 Exhibitor: _____ Number inspected: _____ Signature: _____ Event: _____
 Date: _____
 Owner or guardian must sign for children under age 18:
 Exhibitor: _____ Number inspected: _____ Signature: _____ Event: _____
 Date: _____
 Owner or guardian must sign for children under age 18:
 Exhibitor: _____ Number inspected: _____ Signature: _____ Event: _____
 Date: _____

Livestock Exhibitors Self-Certification of Animal Health

- This form needs to accompany the animal to the Fair along with the Veterinarian Signed Health Papers. The exhibitor is to observe the health of their animals prior to loading them in the trailer to travel to the Fair. This is so the exhibitor becomes aware of what a healthy pig looks like and what an ill pig looks like. This is also found on the back of your health papers.
- <file:///D:/livestock-exhibitors-self-certification.pdf>


Fair Set Up - Fair Clean Up

The entire fairgrounds needs to be made ready in a matter of days. That includes Shipley Arena, Burns Dining Hall, Gessell Horse Rings, Concession Buildings and the Indoor Exhibit Buildings.

The Swine Area is set up by men and their sons, who are senior exhibitors. The penning is heavy and requires equipment. There are many other areas of the Fair that need assistance getting set up.

FAIR CLEAN UP: This is where help is always in short supply. After the Fair, it is typical to see only 25 people show up to clean the entire Fair Ground in one day. We have to have it looking like we were never there by Sunday afternoon following the Fair. This is an exhausting job for such a small amount of volunteers. We cannot emphasize enough that more help is needed to clean up the Fair Ground. PLEASE RETURN ON SATURDAY AND/OR SUNDAY TO HELP CLEAN UP!

- ### Fair Check List
- Enrolled in 4-H by May 1st
 - Registered Livestock
 - Entered the Fair by June 10th deadline
 - Completed Workshop Requirements
 - Mailed Breed Registration papers (if needed) to Vicki Wagner
 - Have Certification of Veterinary Inspection "Health Papers"
 - Handed in Feed Assurance Papers
 - Handed in 4-H Code of Animal Ethics
 - Completed AQHA if changing age divisions
 - Have schedules and rules printed out
 - Have Livestock Sale Rules printed out
 - Have receipt for Fair Entries printed
 - Everything is organized in plastic sleeves (if needed)
 - I have pockets to collect :
 feed receipts, vet bills, placing info, buyer info and everything I may need to complete the Project Record Sheets or Record Book




It's Fair Time

Be prepared for a busy, exhausting, fun, exciting week!

- Make sure your child is feeding, watering and cleaning pens. Children should be doing the work appropriate for their age.
- Follow up that your child is keeping their pen area, aisle clean.
- Follow up that your child is removing all items from the wash rack and washing manure away so the next to use the wash rack has a clean area. All left behind items will be disposed of.
- DO NOT medicate animals yourself. Any medications must be administered by a veterinarian.
- Even if you disagree with the decisions of the Superintendents or Committee staff, remain respectful. Everyone is a volunteer.
- Step back if you or your child is frustrated. Breathe!

4-H ISN'T JUST ABOUT SHOWING LIVESTOCK. IT'S ABOUT KIDS LEARNING TO BECOME SELF-SUFFICIENT, TO GROW INTO TOMORROW'S LEADERS. LETTING THIS PROGRAM FAIL WOULD BE LETTING YOURSELF DOWN.
CREATED BY: JOHN EMERLE/KEEPING IT REAL THROUGH THE LEAD OF A FARM GIRL.

The Livestock Sale



Livestock Sale Requirements

1. The hog weighs between 235-290 lbs.
2. The hog has a Rate of Gain of 1.6 or higher
3. The Exhibitor completed a workshop.
4. The Exhibitor completed Project Records for the 2020 Fair.
5. The animal makes grade.
6. The Exhibitor nominated the animal for the Livestock Sale. The Exhibitor must do this themselves after the hog has been shown.

Expect your child to have mixed emotions. Selling in the sale is the goal of producing a market animal, but can be emotional for young exhibitors.

Make sure the child is in the swine area well before they are to go in the sale ring. Animals moved through the sale at about 45 seconds each.

Exhibitors are to be dressed in 4-H attire.

DO NOT feed your hog in the afternoon before the sale. We need them to be hungry for the picture.

Greet your Buyers when they arrive. Thank them when they purchase your animal. They just spent far more on the animal than it is worth.

DO NOT return to the Fair bright and early on Saturday morning if your child was upset. There may still be a few animals left in the arena until 8:00-9:00 am. Return a little later and help clean up.

Exhibitors selling in the sale must bring a homemade dessert or cut up fruit to contribute to the Buyers Dinner. You will be informed which you are to bring prior to the sale.

Before the Livestock Sale

Direct Communication

"Thank you so much for buying my pig!" "Thanks for your support and helping me get through college. This was my last year in 4-H, and it's really nice when people who know me and know their support. All of the money that I receive will go towards college, and I am currently on my way to Utah State University. I am beyond excited! I'm so thankful to have such a wonderful place to call home and to know all of your amazing people. Thanks again for everything!"

By Rachel Grigg


<https://www.menfeeheritageffa.com/buyers-thank-you-letters.html>

Buyers Letters

- All exhibitors should write to potential buyers, introducing themselves, telling about their project and asking the person to consider purchasing their animal. It is the buyers responsibility to bring in new buyers. There is not a Buyers List to pick a buyer from. You will need to find possible buyers to bid against each other. Many buyers disregard computer written notes preferring handwritten letters.
- You will get out of the sale what you put into the sale.
- **Thank You Letters**
 - A buyer just spent a lot of money on your animal. You must write a Thank You letter. The letter must be more than a short "Thanks,..." signed _____ if you want the buyer to ever purchase from you again. Some exhibitors deliver a small homemade treat to the buyers after the sale. If you don't know the Buyer, ask them and write down who they are after they come out from having their photo taken with your child.
 - Also, if you win a trophy or receive a senior gift, it is expected that you write a Thank You to the sponsor of the trophy. Without trophy sponsors there will be no trophies. All trophies have a sponsor label giving the name and address of the sponsor on them.

"My grandfather used to say that once in your life you need a doctor, a lawyer, a policeman and a preacher but every day, three times a day, you need a farmer."

Brenda Schapp - Farmer



Superintendent: Vicki Wagner
morningchoicefarm@comcast.net

The Swine Committee:
Jim Weishaar, Derek Wagner, Bradley Thomas, Tom Rasche, Bob McAndrew, Alec Schapiro, Megan Whitson, Jon Riecke, Ben Rasche, Paul Hester, Devon Bosley, Maura McAndrew, Scott Knatz, Derek Weishaar, Ryan Weishaar, and Dr. Bill Graves.

A 4-H Fable

There once was a boy
Worn some ribbons of blue;
Came home from the fair
With a big trophy too.
With a wide grin and
proud
He said to his dad,
"The one who had won
That fair over here?"

Said his very wise dad,
"Son, I'd like to hear
Why you think that this
was
Such a fine year?"

"Why, Dad, you well know
All the grand I've won.
How I've come out on top
In every thing I've done."

Just look on the ribbons
That hang on my wall,
And think of the money
I've made since I've fall
From premium checks
And a big pocket full.
Cash and ribbons are nice!"

But the man said, "My son,
You're not thinking right.
Blue ribbons, 'tis true
Are better than white,
But ribbons will fade
And trophies grow old.
Money's worth spent
And fame never grows cold."

The important things, son,
Are not ribbons or pins,
And sometimes it's really
The fair who wins.
Now here are the things
Most important, 'tis true,
Your 4-H experience
Has accomplished for you.

You've seen how a
business
keeps its run.
This knowledge will help
you
In years to come.
You've conquered the fair
Of addressing a crowd.
You've learned how to
speak up
And talk nice and loud.

Patience you've learned
In your projects, too,
As well as some skills
That will always help you.
You've learned the first
feeling
You can't help but think,
"I'd give you to hand
A gold helping hand
To a stranger or friend."

You've learned to
cooperate
With respect to you...
To share in with grace
And to be the best
Who always must have

His very own way,
Be it in club work,
In school or at play.
You've learned how to lose
Without making a fuss.
You know the judge judges
To his best.

You've learned how to win
Without boasting you need.
A kid can lose friends
If he cheats proud.
These are the things
Most important to you.
You'll remember and use
them
All your life through.
They'll help you become
A right fair man.
They'll do more for you
Than a price ever can."



Revised material in Other Projects, Unit 4-H Club, Hooper, Idaho, 1988

Some Safety Tips and References

Whenever around livestock, follow good safety practices. Here's a website for some tips.
<https://farmsafety.mo.gov/livestock/>

Remember to practice good hygiene and wash hands after being in the swine area. Here's a website with some tips to help reduce risk of Swine Flu.
<https://www.webmd.com/cold-and-flu/features/swine-flu-10-things-not-to-do#3>

Top Livestock Tips

1. Wear appropriate clothing and/or protective gear.
2. Be calm and avoid quick, sudden movements.
3. Develop a routine when feeding or changing pastures.
4. Be extra cautious around adult males and females with newborns.
5. Plan an escape route in corrals and close quarters.
6. Avoid blind spots directly behind animals that may block your view.
7. Work with others if possible and consider your physical condition around livestock.

For more information, visit <https://www.ams.usda.gov>



<https://www.ams.usda.gov/rules-regulations/research-promotion/pork>

5011

DD[1 Deal, Diane [MD], 4/11/2020

F r q j u d w x o d w l r q v / # \ r x # p d g h # l w # w r # w k h # h q g # r i #
 F d u r c o # F r x q w | # 7 0 K # # I D # I d l u # Z h h n \$

Remember to sign up for the Maryland State Fair at

<http://www.marylandstatefair.com/>.

Entries for the Maryland State Fair are due by July 15th.

We hope you have a great week at the
 Carroll County 4-H and FFA Fair.

Project Records are due to you 4-H Club Leaders for review. Check with your club leader for the club due date. Club leaders must have the records submitted to the office the following Monday following Thanksgiving, so many will set earlier deadlines. The Extension Office will hold Project Record Open Houses (normally when school is closed), check the Tribune for dates. Also, visit <https://extension.umd.edu/carroll-county/4-h-youth/project-records> to download records, tips and see how they are reviewed. You must successfully complete Project Record Sheets as a Livestock Sale requirement for the 2021 Carroll County 4-H & FFA Fair.

